

SCR Additional Information Pharmacy Survey v2: Summary report

This report was created on Monday 18 March 2019 at 10:06.

The consultation ran from 26/09/2018 to 15/03/2019.

Contents

Question 1: Name of your organisation?	3
Organisation	3
Question 2: Type of organisation	3
Type of organisation	3
Other:	4
Question 3: What is your specialty?	4
Speciality	4
Question 4: What is your role?	4
Role title	4
Role Other:	5
Band	5
Question 5: Have you viewed any SCRs with Additional Information?	6
Viewed AI	6
Question 6: How frequently do you view SCRs with Additional Information on average?	7
Frequency AI viewed	7
Question 7: How useful have you found viewing the Additional Information within SCRs?	8
SCRAI Usefulness	8
The Additional Information is not useful because:	8
Question 8: Thinking about the information you've obtained from specific SCRs in the past, what information have you found the most useful? Please select up to 5 from the choices below, with 1 being the most useful	9
Ranking of 'Ranked in order of importance (1 most important)'	9
Ranked in order of importance (1 most important) - Reason for medication	10
Ranked in order of importance (1 most important) - Immunisations	10
Ranked in order of importance (1 most important) - Information regarding frailty	11
Ranked in order of importance (1 most important) - Anticipatory care information	11
Ranked in order of importance (1 most important) - Significant medical history past and present	12
Ranked in order of importance (1 most important) - Contact details for family, carers and healthcare professionals	12
Ranked in order of importance (1 most important) - End of life care preferences	13
Ranked in order of importance (1 most important) - Communication preferences	13
Ranked in order of importance (1 most important) - Advanced decisions	14
Ranked in order of importance (1 most important) - Resuscitation status	14
Ranked in order of importance (1 most important) - Disabilities information	15
Ranked in order of importance (1 most important) - Signposting to key documents held elsewhere	15
Please explain the reason(s) for your highest ranking:	15
Question 9: When viewing Additional Information in the SCR do you usually need to spend more time per patient?	16
More time spent per patient	16
If you answered "Yes" was spending this time beneficial to your patient care?	16
Please explain why you answered "No":	16
Question 10: How much more time do you usually need to spend to view the Additional Information? Please provide approximate minutes per patient	16
Time added per patient	16
Other - approximate time over 20 minutes per patient	17
Question 11: Has the use of the Additional Information helped you to make more effective use of your time?	17
More effective use of time	17
Question 12: How has use of the Additional Information helped you to make more effective use of your time?	17
Use of time	17
Other:	18
Question 13: When Additional Information was present in the SCR, approximately how much time did you save on average per patient?	18
Time saved in minutes per patient	18
Time saved in minutes/patient	18

Question 14: Has viewing the Additional Information in your Pharmacy been beneficial to your patients?	19
Benefit to patients, view in Pharmacy	19
Please explain why you answered "No":	19
Question 15: Thinking about the information you've obtained from specific SCRs in the past, how has viewing the Additional Information been beneficial to your patients?	19
Pharm AI viewing pt benefits - Allowed the care episode to be completed in the Pharmacy	19
Pharm AI viewing pt benefits - Supported the identification and avoidance of potential medication related harm	20
Pharm AI viewing pt benefits - Supported decision making around discontinuation or changes to medication	20
Pharm AI viewing pt benefits - Allowed appropriate medications to be provided post-surgical procedure	21
Pharm AI viewing pt benefits - Supported tailoring of advice to increase patient understanding and promote self care	21
Pharm AI viewing pt benefits - Supported transfers between care providers due to "Reason for Medication"	22
Pharm AI viewing pt benefits - Avoided an appointment with another healthcare professional	22
Pharm AI viewing pt benefits - Avoided the need to remember or repeat information	23
Pharm AI viewing pt benefits - Other (please add comments below)	23
Other:	23
If you selected "Avoided an appointment with another healthcare professional" what role would the appointment have been made with?	23
Question 16: Have you viewed any Summary Care Records which show the 'Reason for Medication'?	24
Viewed reason for medication	24
Question 17: Has viewing the 'Reason for Medication' been useful in avoiding potential harm to patients?	24
Reason for medication avoiding potential harm	24
Please explain your answer:	24
Question 18: Please provide anonymised examples of where potential harm was avoided through viewing the 'Reason for Medication':	24
Avoidance of harm examples (freetext)	24
Question 19: Has viewing the 'Reason for Medication' supported your understanding of the patient and/or the planning of their ongoing care?	25
Usefulness reason for medication	25
Please explain your answer:	25
Question 20: Please provide anonymised examples where the 'Reason for Medication' has supported your understanding of the patient and/or the planning of their ongoing care:	25
Examples:	25
Question 21: Please describe if you have found viewing the 'Reason for Medication' useful for a particular medication or group of medications, or for any other purpose:	25
Specific medication where "Reason for medication" is particularly useful:	25
reason for meds useful another purpose (freetext)	25
Question 22: Have you viewed this Additional Information section? NB Contacts including Next of kin and Historical Information including the Nominated Pharmacy are included as part of the Patient Demographic Information, not SCR or SCR Additional Information.	25
Viewed contacts	25
Question 23: Has viewing "Social and Personal Circumstances" been useful to you?	26
How is contact info useful	26
Please explain why you answered "Not at all useful":	26
Question 24: How has viewing "Social and Personal Circumstances" been useful?	26
Contact info useful to Pharm - Reduced the need to call GP practices and / or other care professionals	26
Contact info useful to Pharm - Reduced the amount of calls / time needed to find the right contact	27
Contact info useful to Pharm - Helped to avoid referral to another healthcare professional	27
Contact info useful to Pharm - Other (please describe in comments below)	28
Contact info useful to Pharm (freetext)	28
Question 25: Have you saved time through viewing "Social and Personal Circumstances"?	28
Contacts saved time	28
Please explain why you answered "No":	28
Question 26: Approximately how much time have you saved due to your use of "Social and Personal Circumstances"? Please select approximate time saved in minutes per patient contact viewed:	29
Time saved in minutes/patient contact viewed	29
time saved per patient contact viewed	29
Question 27: If you have viewed these summaries, have they been useful?	29
Viewed summary free text	29
Please explain your answer:	30

Question 28: Does the presentation style and consistent format of the SCR and Additional Information make it easy for you to find information?	30
Format Yes/No	30
If you answered "Yes", what do you like about the presentation style and format?	30
If you answered "No", what don't you like?	30
Question 29: Please provide any comments about the quality of the information provided in the SCR Additional Information:	30
Quality of SCRAI	30
Question 30: Which healthcare record information systems do you have access to? (excluding SCR):	30
Systems available to responder	30
Question 31: Do you prefer to view a summary of the GP record via the SCR rather than local health care record information systems?	30
Prefer SCR to LHR	30
If you answered "Yes" please explain why:	31
If you answered "No" please explain why:	31
Question 32: If you have found that the use of SCR Additional Information supports; or believe that it could support; you in caring for your patients please provide any other comments below:	31
Comments	31
Question 33: If you have found that there are disadvantages of viewing the Additional Information in Summary Care Records please add any comments below:	31
Disadvantages	31
Question 34: Would you be willing to share your experiences so that they could be included as part of a case study?	31
Willing to provide case study info	31
Question 35: Were you aware of SCR Additional Information prior to this survey?	31
Aware of AI pre survey	31
How do you prefer to hear about changes to NHS Digital products?	31

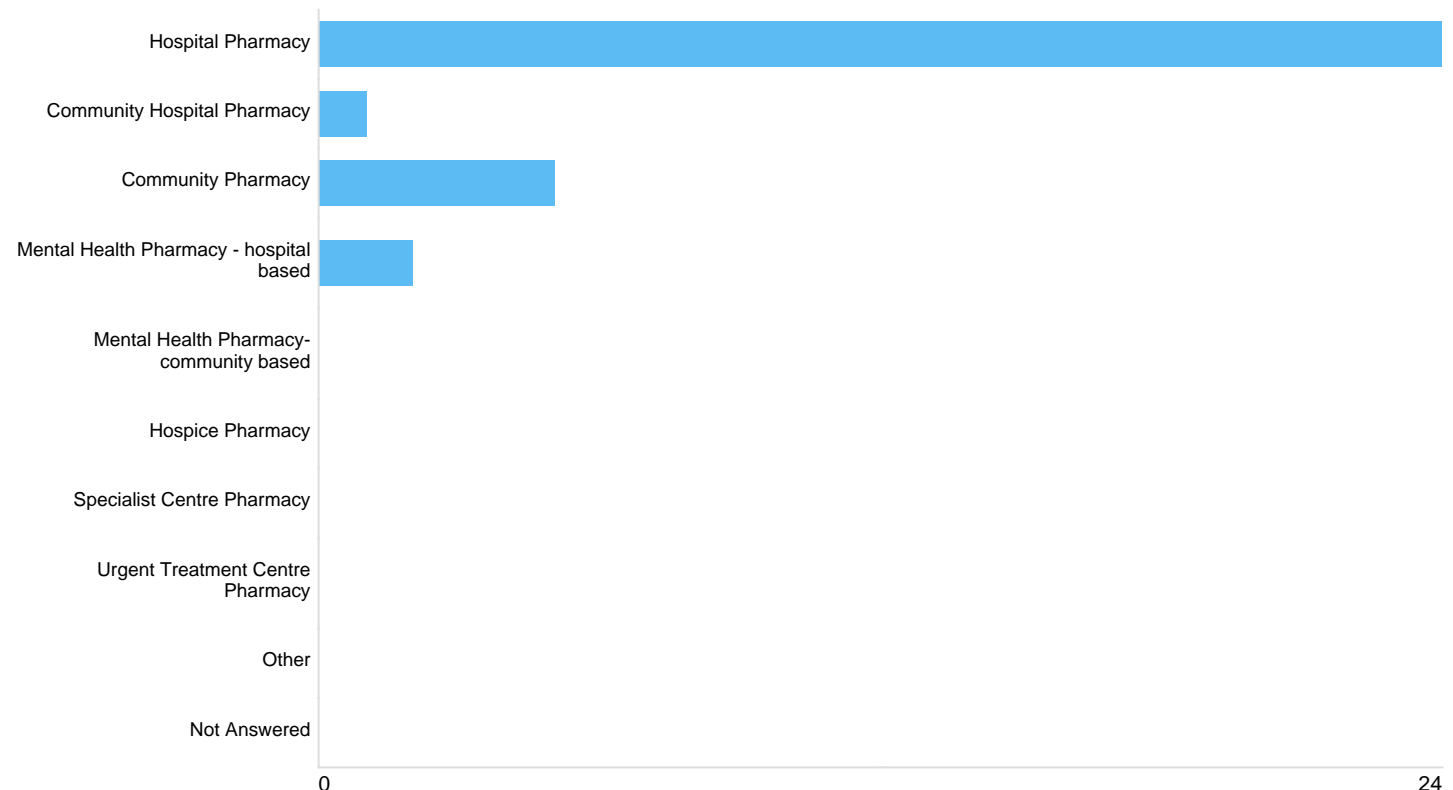
Question 1: Name of your organisation?

Organisation

There were **39** responses to this part of the question.

Question 2: Type of organisation

Type of organisation



Option	Total	Percent
Hospital Pharmacy	24	58.54%
Community Hospital Pharmacy	1	2.44%
Community Pharmacy	5	12.20%
Mental Health Pharmacy - hospital based	2	4.88%
Mental Health Pharmacy- community based	0	0%
Hospice Pharmacy	0	0%
Specialist Centre Pharmacy	0	0%
Urgent Treatment Centre Pharmacy	0	0%
Other	0	0%
Not Answered	0	0%

Other:

There were **0** responses to this part of the question.

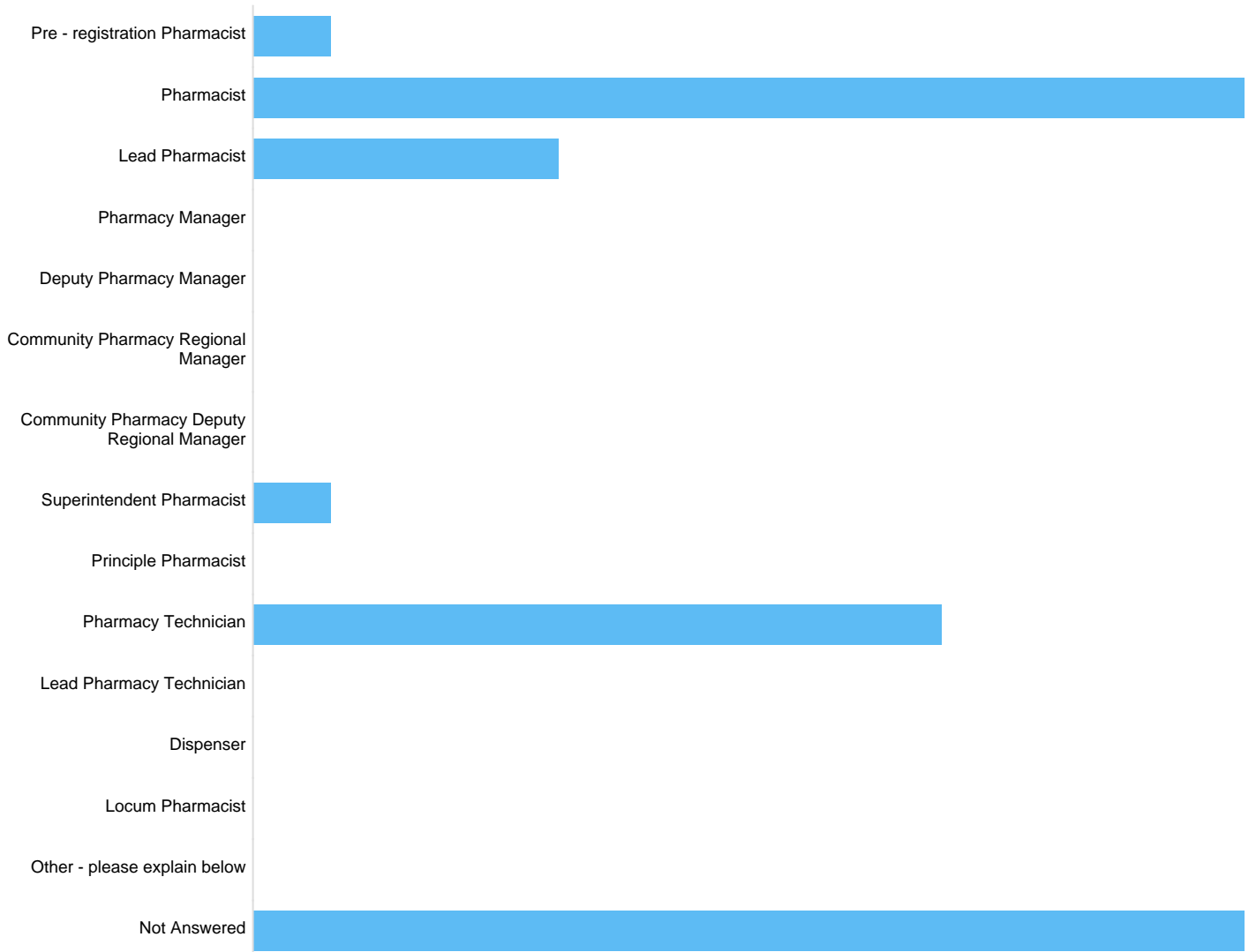
Question 3: What is your specialty?

Speciality

There were **37** responses to this part of the question.

Question 4: What is your role?

Role title



0

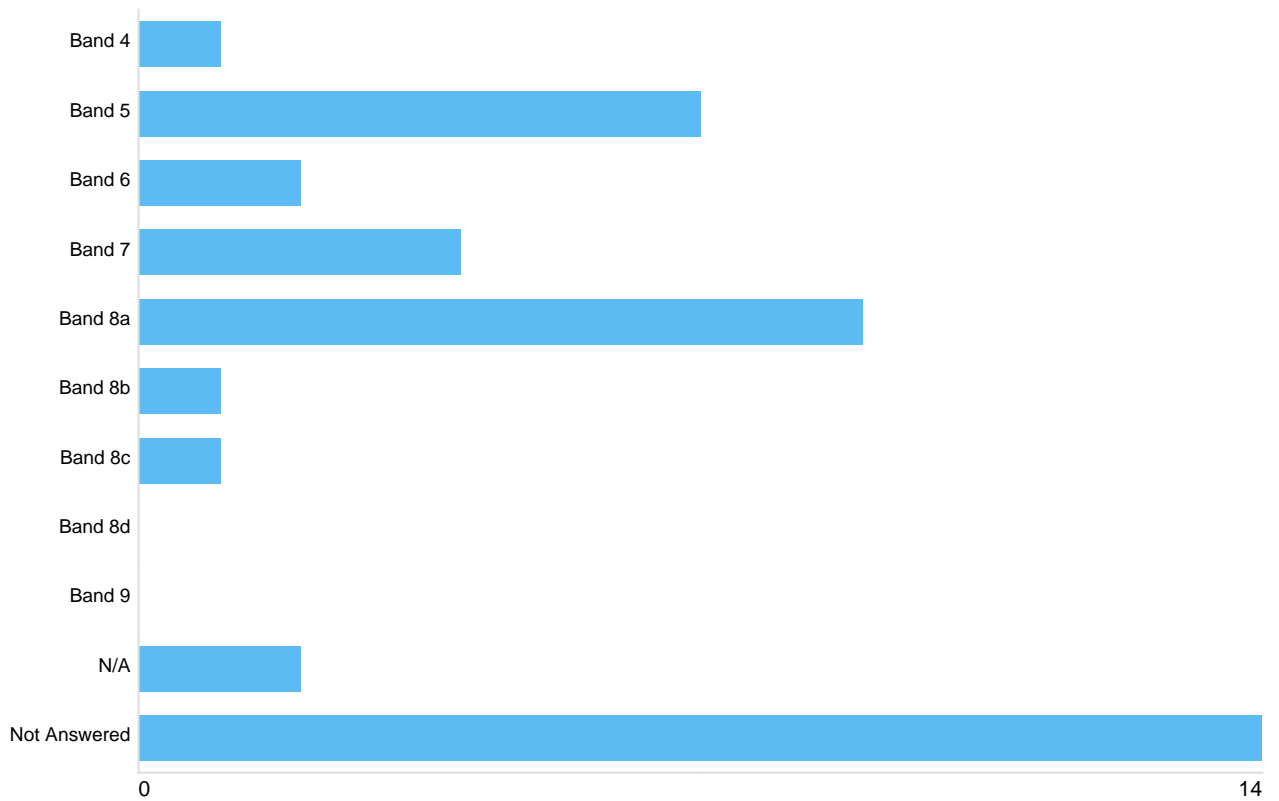
13

Option	Total	Percent
Pre - registration Pharmacist	1	2.44%
Pharmacist	13	31.71%
Lead Pharmacist	4	9.76%
Pharmacy Manager	0	0%
Deputy Pharmacy Manager	0	0%
Community Pharmacy Regional Manager	0	0%
Community Pharmacy Deputy Regional Manager	0	0%
Superintendent Pharmacist	1	2.44%
Principle Pharmacist	0	0%
Pharmacy Technician	9	21.95%
Lead Pharmacy Technician	0	0%
Dispenser	0	0%
Locum Pharmacist	0	0%
Other - please explain below	0	0%
Not Answered	13	31.71%

Role Other:

There were 15 responses to this part of the question.

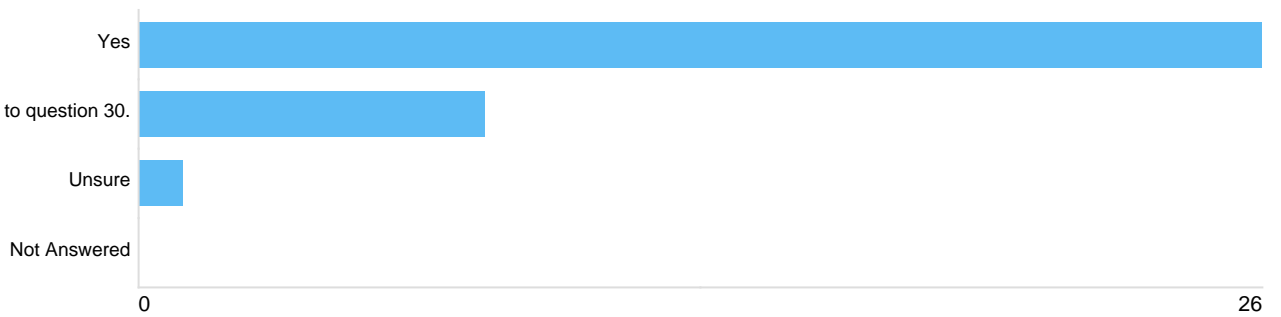
Band



Option	Total	Percent
Band 4	1	2.44%
Band 5	7	17.07%
Band 6	2	4.88%
Band 7	4	9.76%
Band 8a	9	21.95%
Band 8b	1	2.44%
Band 8c	1	2.44%
Band 8d	0	0%
Band 9	0	0%
N/A	2	4.88%
Not Answered	14	34.15%

Question 5: Have you viewed any SCRs with Additional Information?

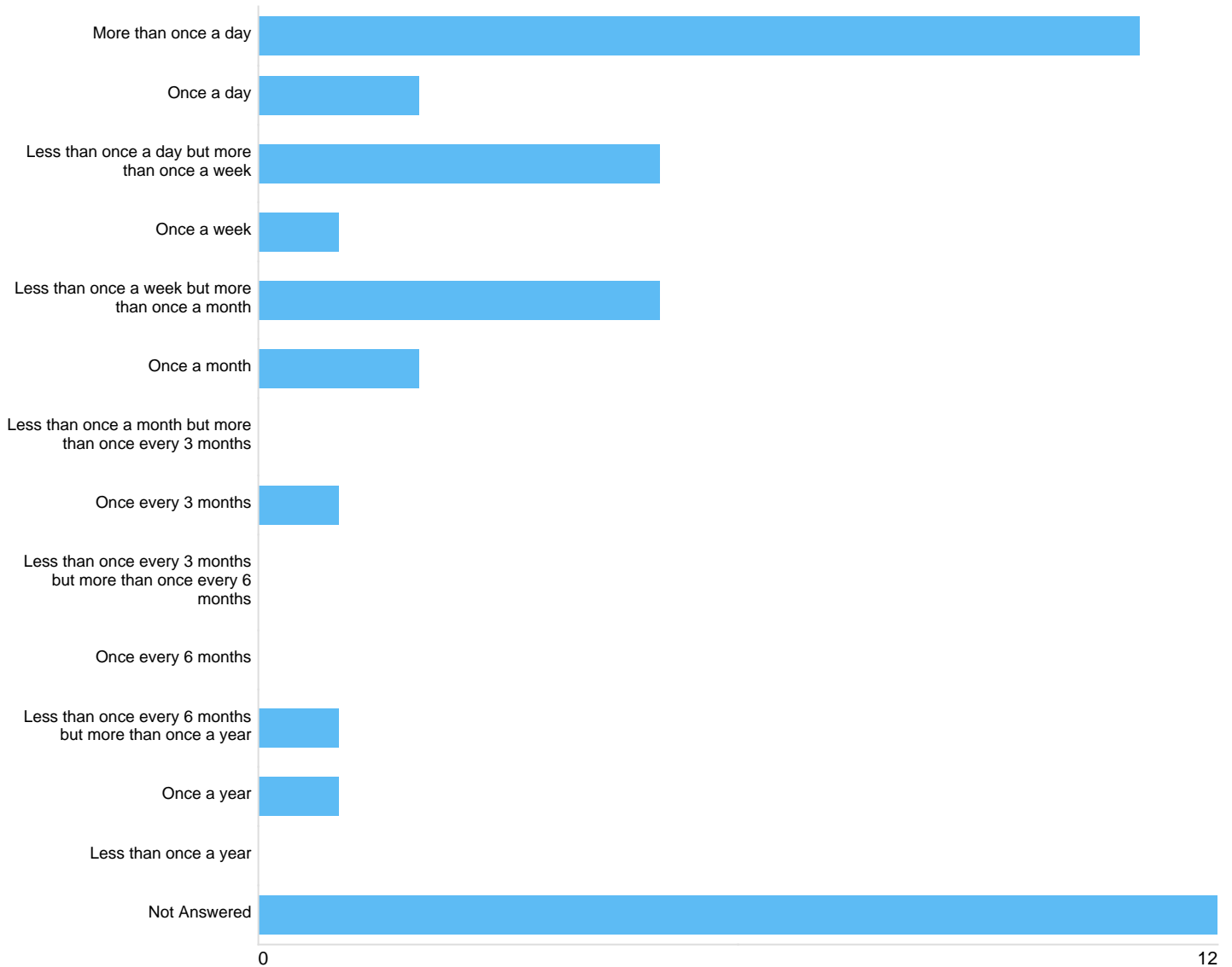
Viewed AI



Option	Total	Percent
Yes	26	63.41%
No - please move to question 30.	8	19.51%
Unsure	1	2.44%
Not Answered	0	0%

Question 6: How frequently do you view SCRs with Additional Information on average?

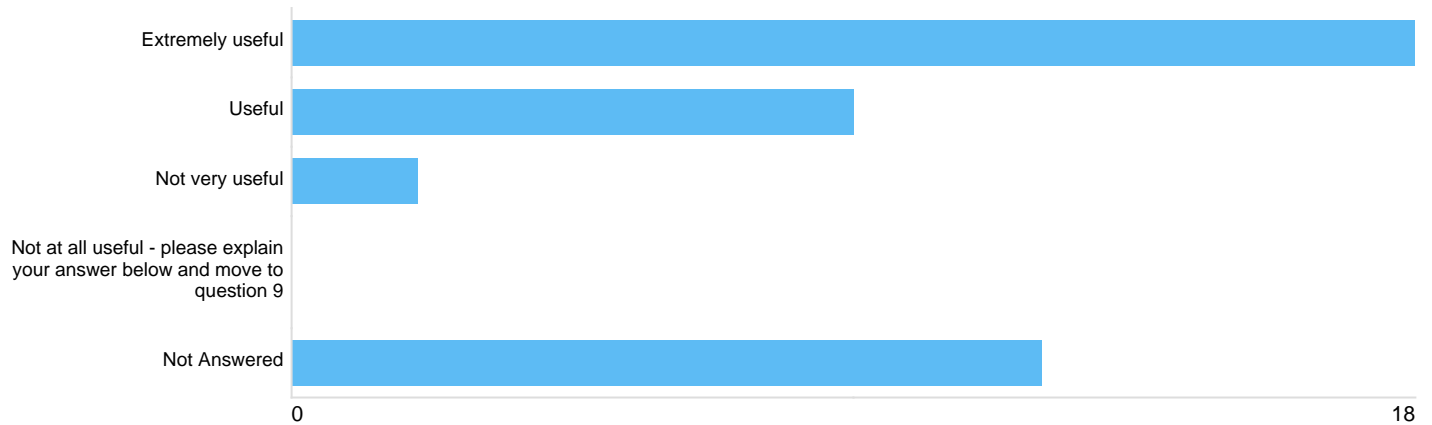
Frequency AI viewed



Option	Total	Percent
More than once a day	11	26.83%
Once a day	2	4.88%
Less than once a day but more than once a week	5	12.20%
Once a week	1	2.44%
Less than once a week but more than once a month	5	12.20%
Once a month	2	4.88%
Less than once a month but more than once every 3 months	0	0%
Once every 3 months	1	2.44%
Less than once every 3 months but more than once every 6 months	0	0%
Once every 6 months	0	0%
Less than once every 6 months but more than once a year	1	2.44%
Once a year	1	2.44%
Less than once a year	0	0%
Not Answered	12	29.27%

Question 7: How useful have you found viewing the Additional Information within SCRs?

SCRAI Usefulness



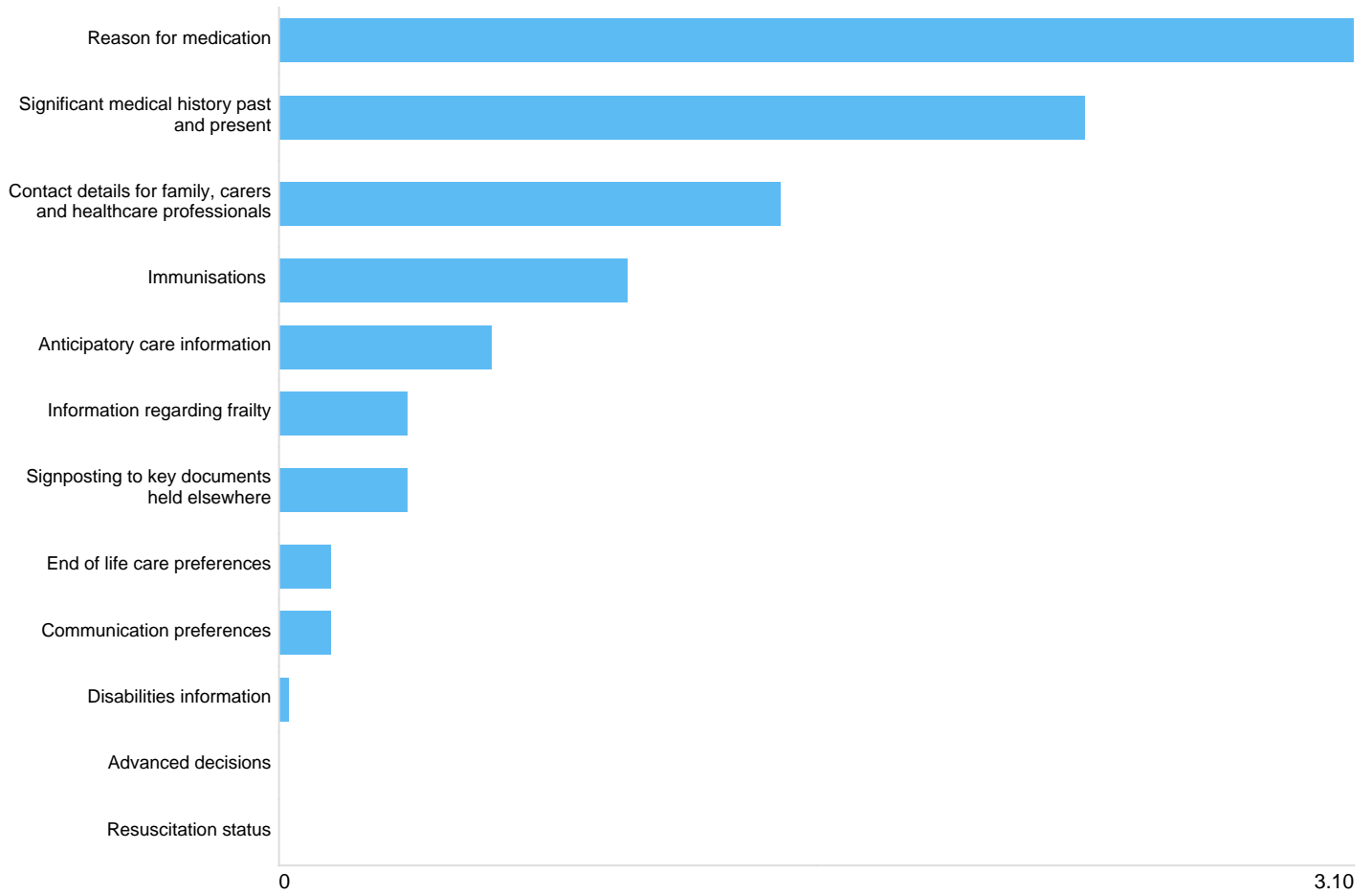
Option	Total	Percent
Extremely useful	18	43.90%
Useful	9	21.95%
Not very useful	2	4.88%
Not at all useful - please explain your answer below and move to question 9	0	0%
Not Answered	12	29.27%

The Additional Information is not useful because:

There were 5 responses to this part of the question.

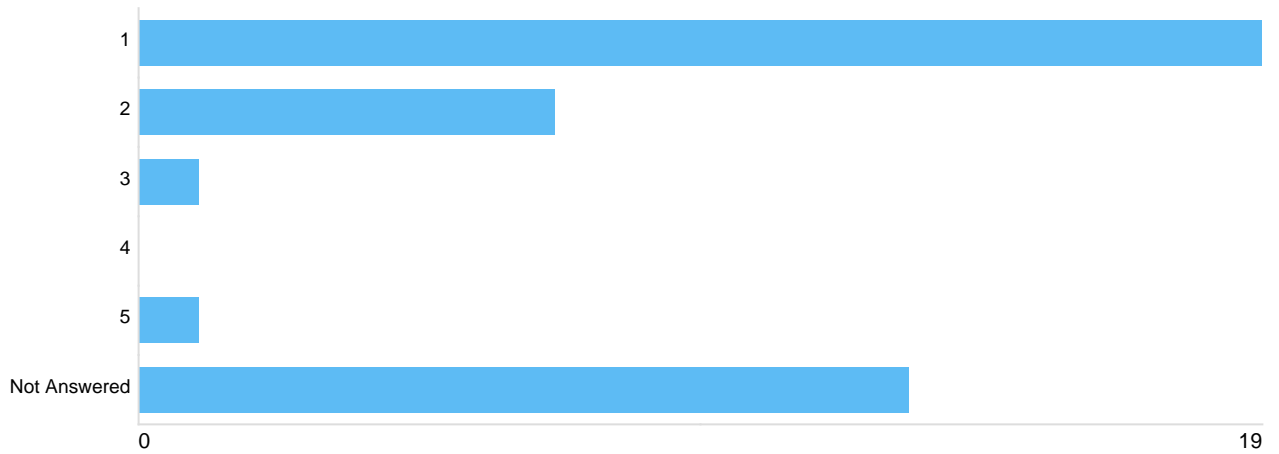
Question 8: Thinking about the information you've obtained from specific SCRs in the past, what information have you found the most useful? Please select up to 5 from the choices below, with 1 being the most useful

Ranking of 'Ranked in order of importance (1 most important)'




Item	Ranking
Reason for medication	3.10
Significant medical history past and present	2.32
Contact details for family, carers and healthcare professionals	1.44
Immunisations	1.00
Anticipatory care information	0.61
Information regarding frailty	0.37
Signposting to key documents held elsewhere	0.37
End of life care preferences	0.15
Communication preferences	0.15
Disabilities information	0.02
Advanced decisions	0.00
Resuscitation status	0.00

Ranked in order of importance (1 most important) - Reason for medication




Option	Total	Percent
1	19	46.34%
2	7	17.07%
3	1	2.44%
4	0	0%
5	1	2.44%
Not Answered	13	31.71%

Ranked in order of importance (1 most important) - Immunisations




Option	Total	Percent
1	1	2.44%
2	4	9.76%
3	5	12.20%
4	1	2.44%
5	3	7.32%
Not Answered	27	65.85%

Ranked in order of importance (1 most important) - Information regarding frailty



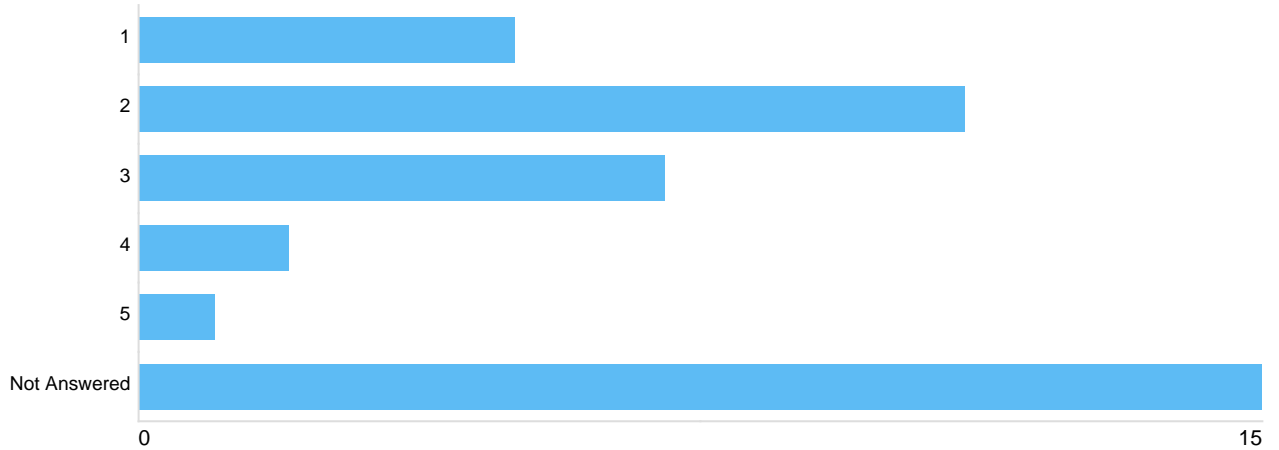
Option	Total	Percent
1	0	0%
2	1	2.44%
3	0	0%
4	3	7.32%
5	5	12.20%
Not Answered	32	78.05%

Ranked in order of importance (1 most important) - Anticipatory care information



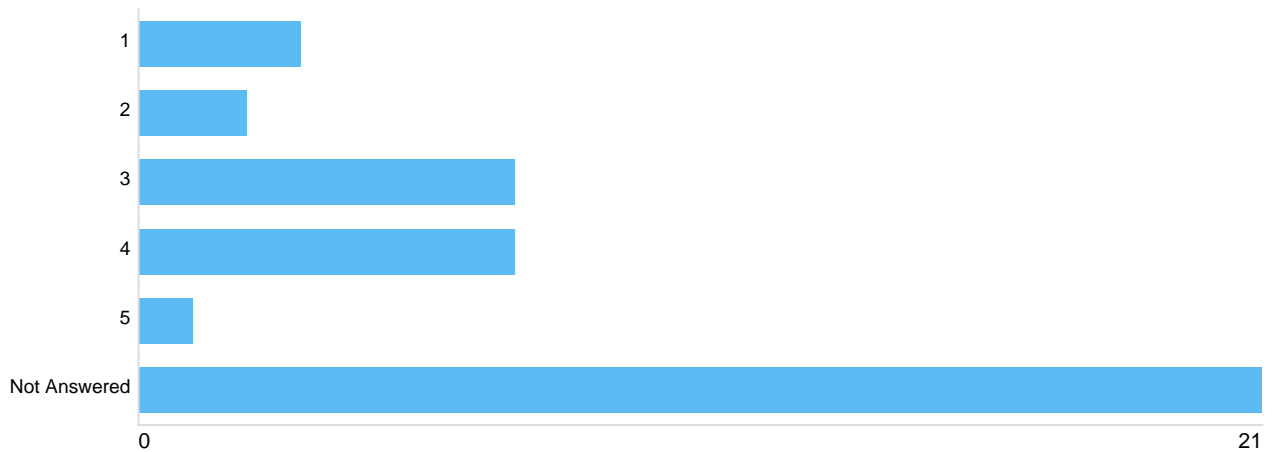
Option	Total	Percent
1	0	0%
2	1	2.44%
3	2	4.88%
4	5	12.20%
5	5	12.20%
Not Answered	28	68.29%

Ranked in order of importance (1 most important) - Significant medical history past and present




Option	Total	Percent
1	5	12.20%
2	11	26.83%
3	7	17.07%
4	2	4.88%
5	1	2.44%
Not Answered	15	36.59%

Ranked in order of importance (1 most important) - Contact details for family, carers and healthcare professionals




Option	Total	Percent
1	3	7.32%
2	2	4.88%
3	7	17.07%
4	7	17.07%
5	1	2.44%
Not Answered	21	51.22%

Ranked in order of importance (1 most important) - End of life care preferences




Option	Total	Percent
1	0	0%
2	1	2.44%
3	0	0%
4	1	2.44%
5	0	0%
Not Answered	39	95.12%

Ranked in order of importance (1 most important) - Communication preferences




Option	Total	Percent
1	0	0%
2	1	2.44%
3	0	0%
4	1	2.44%
5	0	0%
Not Answered	39	95.12%

Ranked in order of importance (1 most important) - Advanced decisions




Option	Total	Percent
1	0	0%
2	0	0%
3	0	0%
4	0	0%
5	0	0%
Not Answered	41	100.00%

Ranked in order of importance (1 most important) - Resuscitation status




Option	Total	Percent
1	0	0%
2	0	0%
3	0	0%
4	0	0%
5	0	0%
Not Answered	41	100.00%

Ranked in order of importance (1 most important) - Disabilities information



Option	Total	Percent
1	0	0%
2	0	0%
3	0	0%
4	0	0%
5	1	2.44%
Not Answered	40	97.56%

Ranked in order of importance (1 most important) - Signposting to key documents held elsewhere



Option	Total	Percent
1	0	0%
2	0	0%
3	4	9.76%
4	1	2.44%
5	1	2.44%
Not Answered	35	85.37%

Please explain the reason(s) for your highest ranking:

There were **18** responses to this part of the question.

Question 9: When viewing Additional Information in the SCR do you usually need to spend more time per patient?

More time spent per patient



Option	Total	Percent
Yes	10	24.39%
No - please explain below and move to question 11	12	29.27%
Unsure	7	17.07%
Not Answered	12	29.27%

If you answered "Yes" was spending this time beneficial to your patient care?

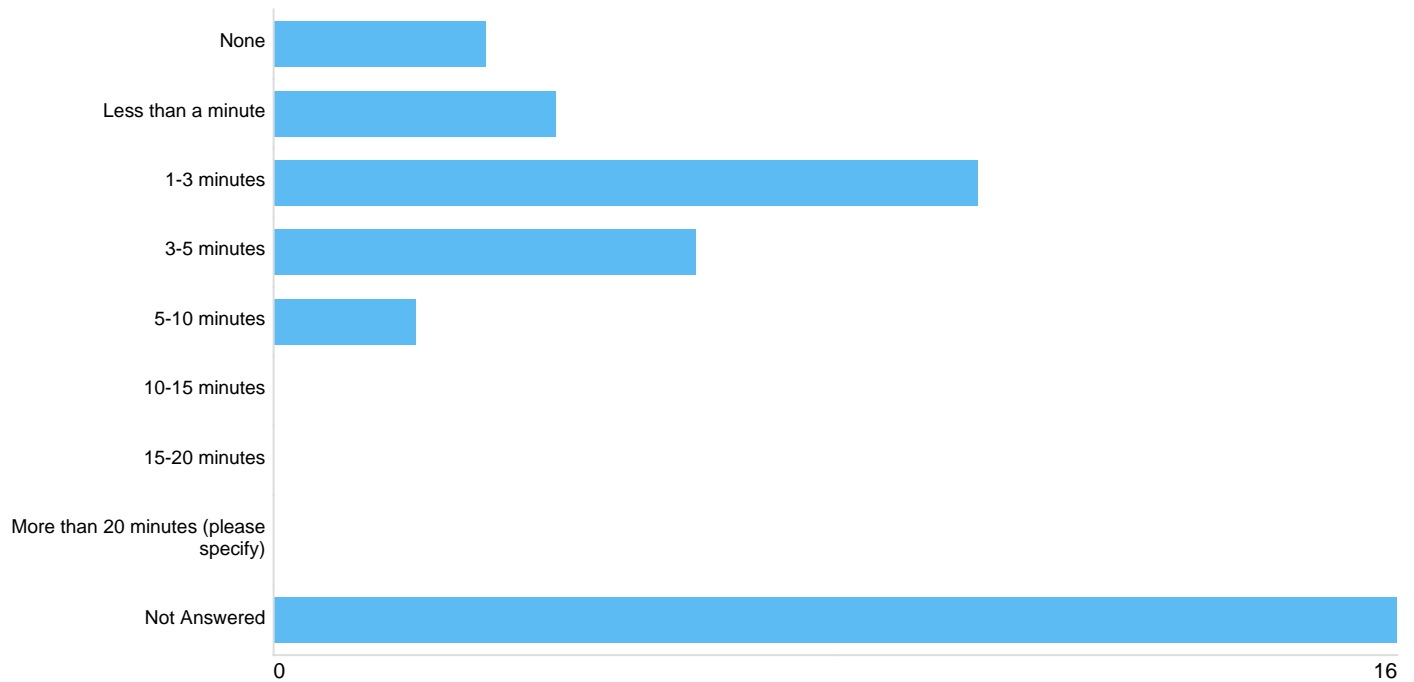
There were 8 responses to this part of the question.

Please explain why you answered "No":

There were 10 responses to this part of the question.

Question 10: How much more time do you usually need to spend to view the Additional Information? Please provide approximate minutes per patient

Time added per patient



Option	Total	Percent
None	3	7.32%
Less than a minute	4	9.76%
1-3 minutes	10	24.39%
3-5 minutes	6	14.63%
5-10 minutes	2	4.88%
10-15 minutes	0	0%
15-20 minutes	0	0%
More than 20 minutes (please specify)	0	0%
Not Answered	16	39.02%

Other - approximate time over 20 minutes per patient

There was 1 response to this part of the question.

Question 11: Has the use of the Additional Information helped you to make more effective use of your time?


More effective use of time



Option	Total	Percent
Yes	21	51.22%
No - please move to question 14	4	9.76%
Unsure	3	7.32%
Not Answered	13	31.71%

Question 12: How has use of the Additional Information helped you to make more effective use of your time?

Use of time



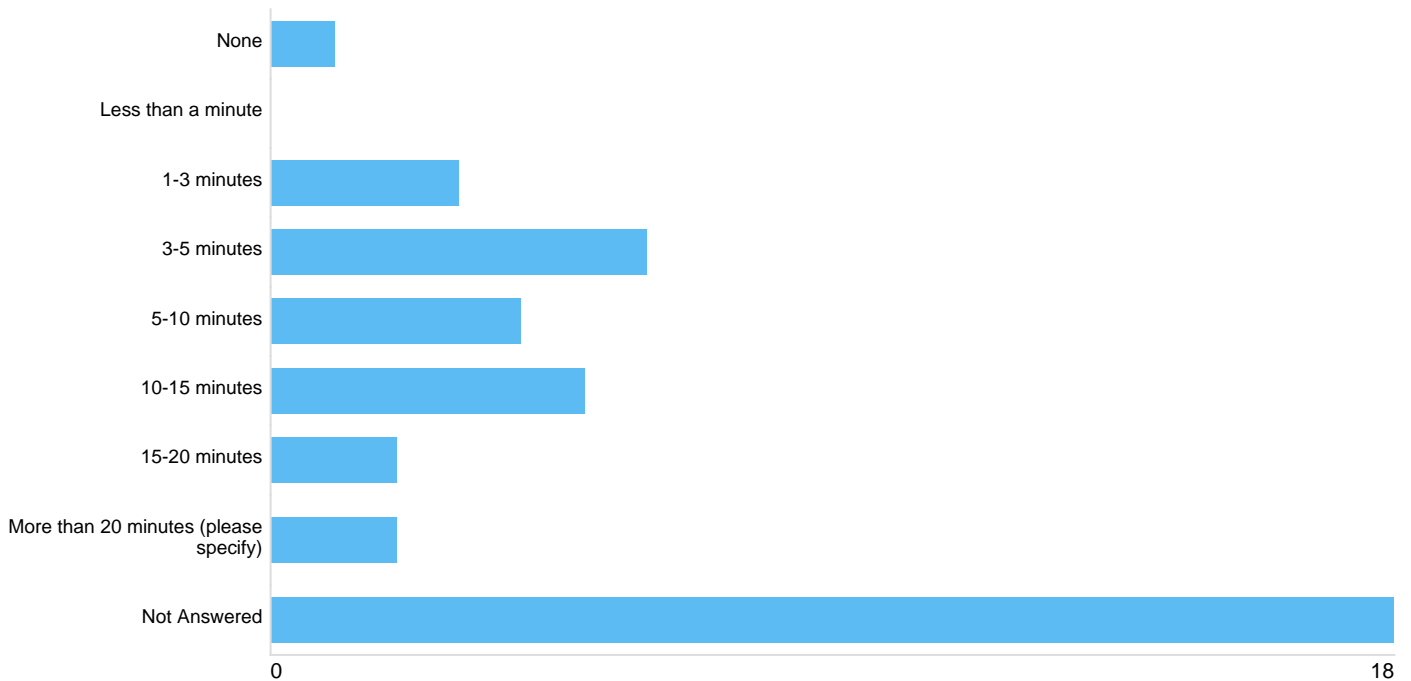
Option	Total	Percent
Reduced time finding information	19	46.34%
Supported decision making	15	36.59%
Reduced time to dispense medication	6	14.63%
Reduced the number of calls to GP Practices or other healthcare professionals	20	48.78%
Avoidance of referral to GP/ Out of Hours GP	1	2.44%
Other	0	0%
Not Answered	16	39.02%

Other:

There were 2 responses to this part of the question.

Question 13: When Additional Information was present in the SCR, approximately how much time did you save on average per patient?

Time saved in minutes per patient



Option	Total	Percent
None	1	2.44%
Less than a minute	0	0%
1-3 minutes	3	7.32%
3-5 minutes	6	14.63%
5-10 minutes	4	9.76%
10-15 minutes	5	12.20%
15-20 minutes	2	4.88%
More than 20 minutes (please specify)	2	4.88%
Not Answered	18	43.90%

Time saved in minutes/patient

There were 3 responses to this part of the question.

Question 14: Has viewing the Additional Information in your Pharmacy been beneficial to your patients?

Benefit to patients, view in Pharmacy



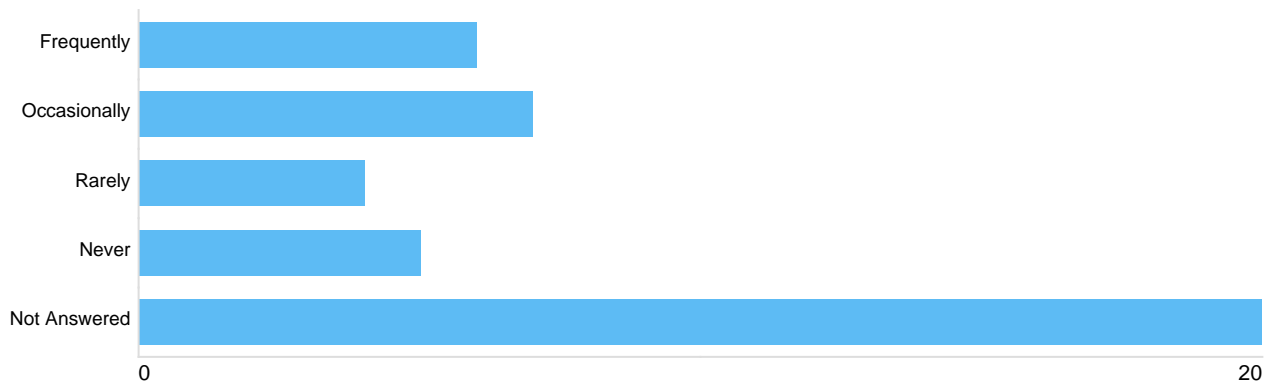
Option	Total	Percent
Yes	23	56.10%
No - please explain below and move to question 16	3	7.32%
Unsure	2	4.88%
Not Answered	13	31.71%

Please explain why you answered "No":

There were 4 responses to this part of the question.

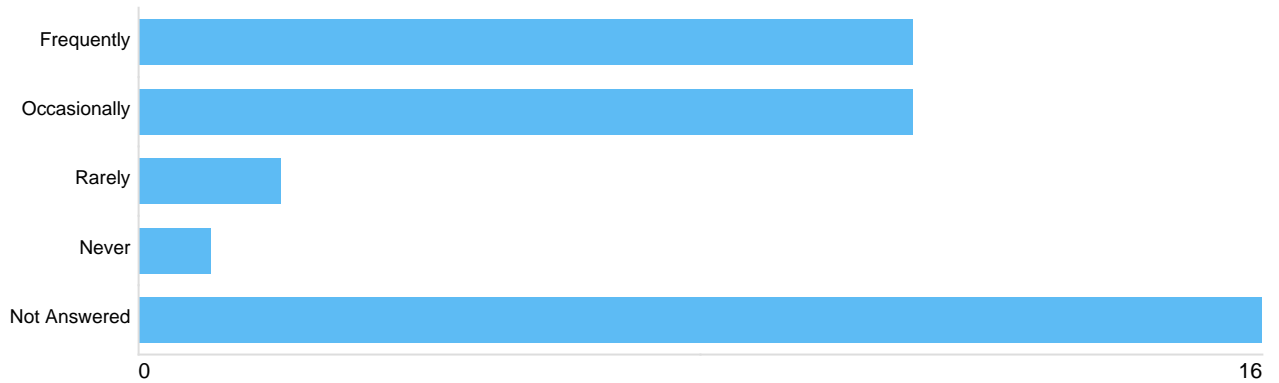
Question 15: Thinking about the information you've obtained from specific SCRs in the past, how has viewing the Additional Information been beneficial to your patients?

Pharm AI viewing pt benefits - Allowed the care episode to be completed in the Pharmacy




Option	Total	Percent
Frequently	6	14.63%
Occasionally	7	17.07%
Rarely	4	9.76%
Never	5	12.20%
Not Answered	20	48.78%

Pharm AI viewing pt benefits - Supported the identification and avoidance of potential medication related harm



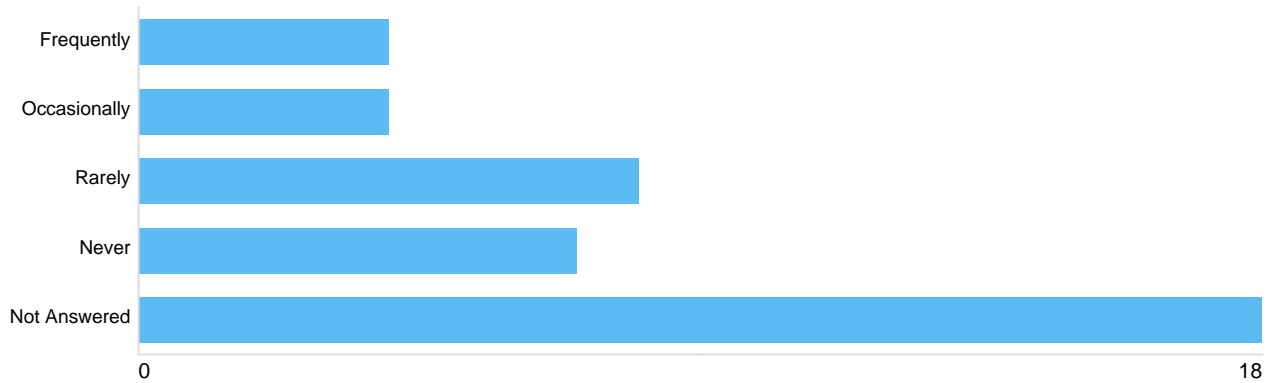
Option	Total	Percent
Frequently	11	26.83%
Occasionally	11	26.83%
Rarely	2	4.88%
Never	1	2.44%
Not Answered	16	39.02%

Pharm AI viewing pt benefits - Supported decision making around discontinuation or changes to medication



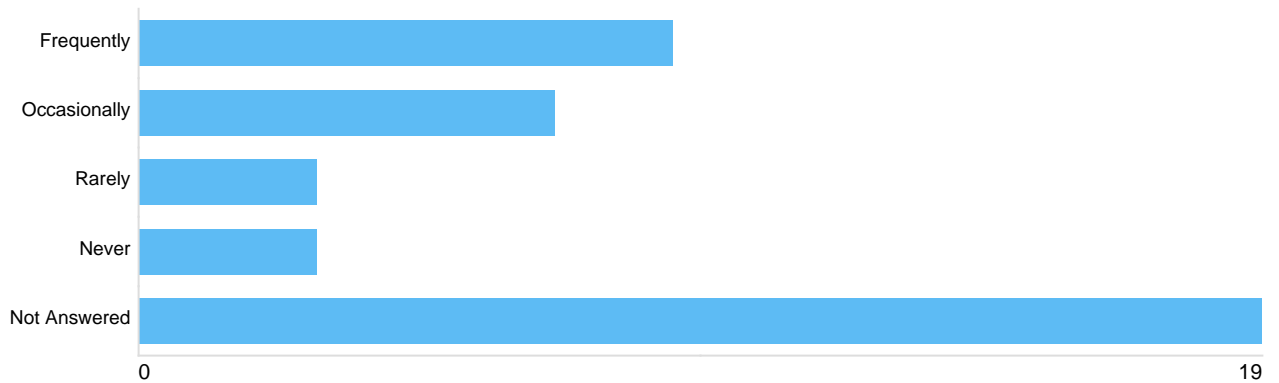
Option	Total	Percent
Frequently	20	48.78%
Occasionally	4	9.76%
Rarely	2	4.88%
Never	1	2.44%
Not Answered	15	36.59%

Pharm AI viewing pt benefits - Allowed appropriate medications to be provided post-surgical procedure



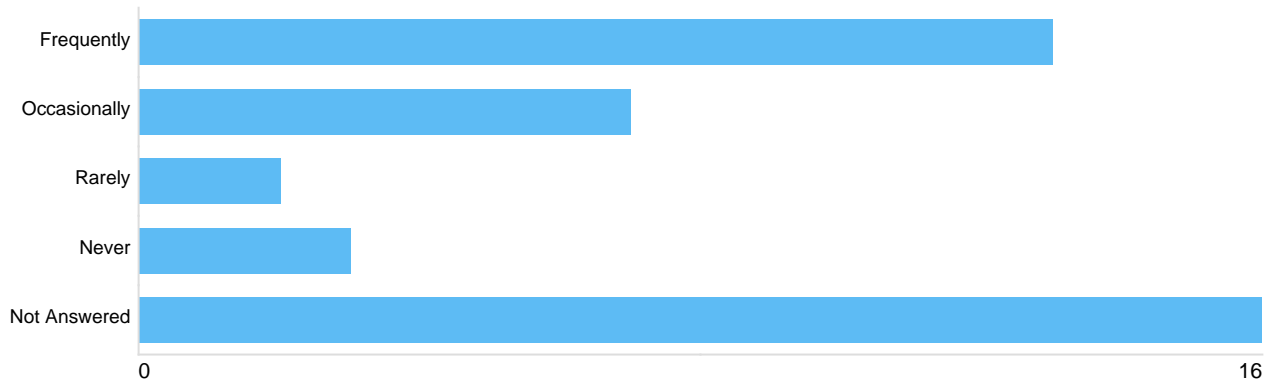
Option	Total	Percent
Frequently	4	9.76%
Occasionally	4	9.76%
Rarely	8	19.51%
Never	7	17.07%
Not Answered	18	43.90%

Pharm AI viewing pt benefits - Supported tailoring of advice to increase patient understanding and promote self care



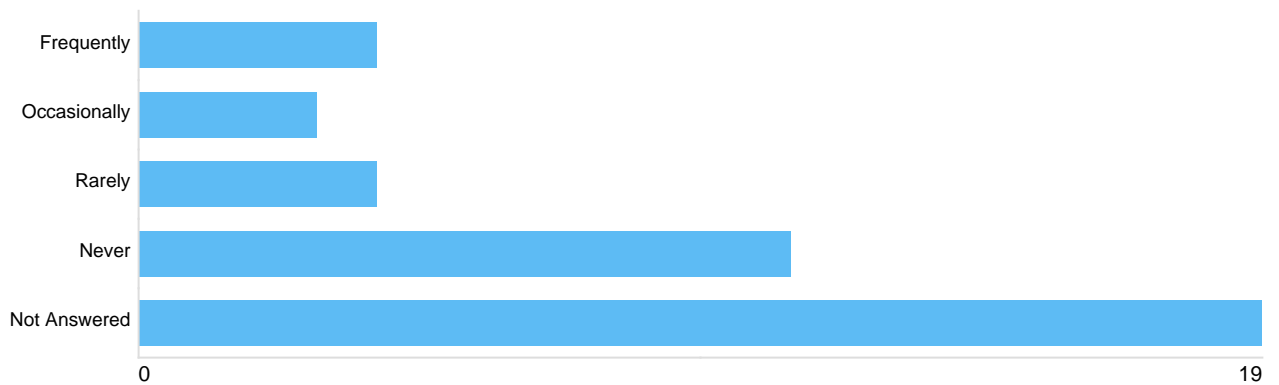
Option	Total	Percent
Frequently	9	21.95%
Occasionally	7	17.07%
Rarely	3	7.32%
Never	3	7.32%
Not Answered	19	46.34%

Pharm AI viewing pt benefits - Supported transfers between care providers due to "Reason for Medication"



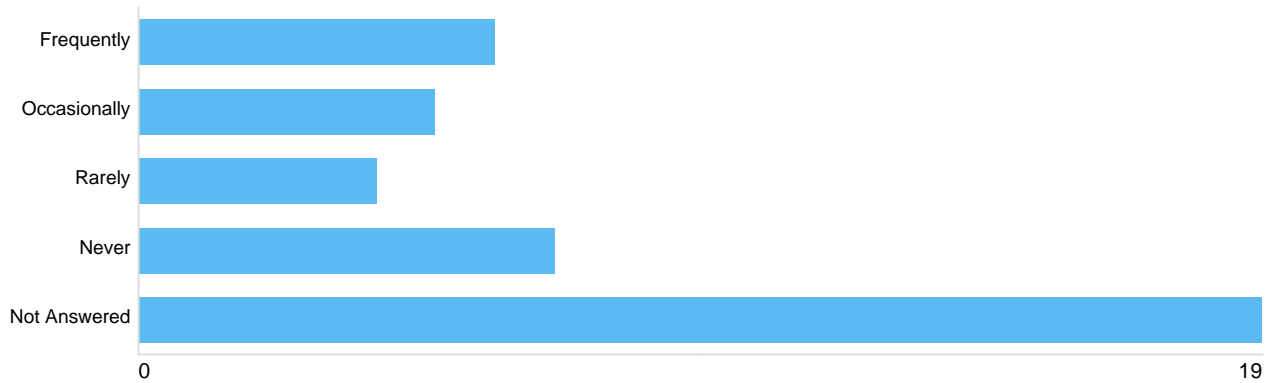
Option	Total	Percent
Frequently	13	31.71%
Occasionally	7	17.07%
Rarely	2	4.88%
Never	3	7.32%
Not Answered	16	39.02%

Pharm AI viewing pt benefits - Avoided an appointment with another healthcare professional



Option	Total	Percent
Frequently	4	9.76%
Occasionally	3	7.32%
Rarely	4	9.76%
Never	11	26.83%
Not Answered	19	46.34%

Pharm AI viewing pt benefits - Avoided the need to remember or repeat information



Option	Total	Percent
Frequently	6	14.63%
Occasionally	5	12.20%
Rarely	4	9.76%
Never	7	17.07%
Not Answered	19	46.34%

Pharm AI viewing pt benefits - Other (please add comments below)



Option	Total	Percent
Frequently	0	0%
Occasionally	0	0%
Rarely	0	0%
Never	3	7.32%
Not Answered	38	92.68%

Other:

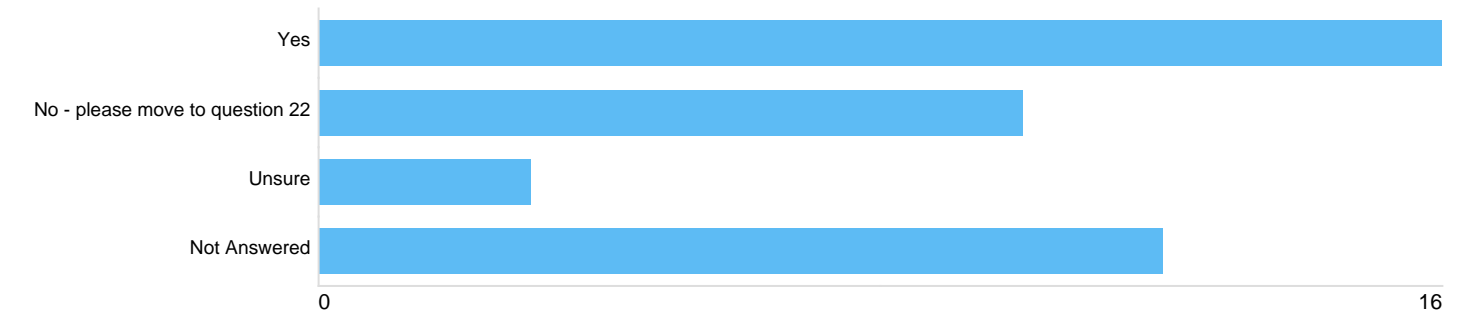
There were **0** responses to this part of the question.

If you selected "Avoided an appointment with another healthcare professional" what role would the appointment have been made with?

There were **3** responses to this part of the question.

Question 16: Have you viewed any Summary Care Records which show the 'Reason for Medication'?

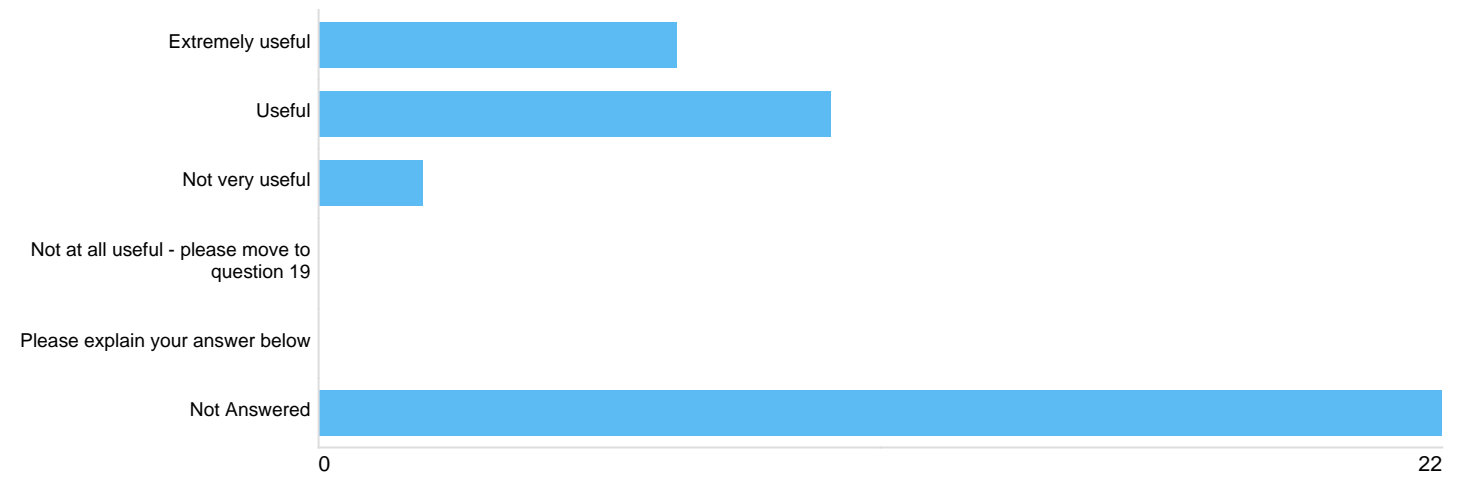
Viewed reason for medication



Option	Total	Percent
Yes	16	39.02%
No - please move to question 22	10	24.39%
Unsure	3	7.32%
Not Answered	12	29.27%

Question 17: Has viewing the 'Reason for Medication' been useful in avoiding potential harm to patients?

Reason for medication avoiding potential harm



Option	Total	Percent
Extremely useful	7	17.07%
Useful	10	24.39%
Not very useful	2	4.88%
Not at all useful - please move to question 19	0	0%
Please explain your answer below	0	0%
Not Answered	22	53.66%

Please explain your answer:

There were **8** responses to this part of the question.

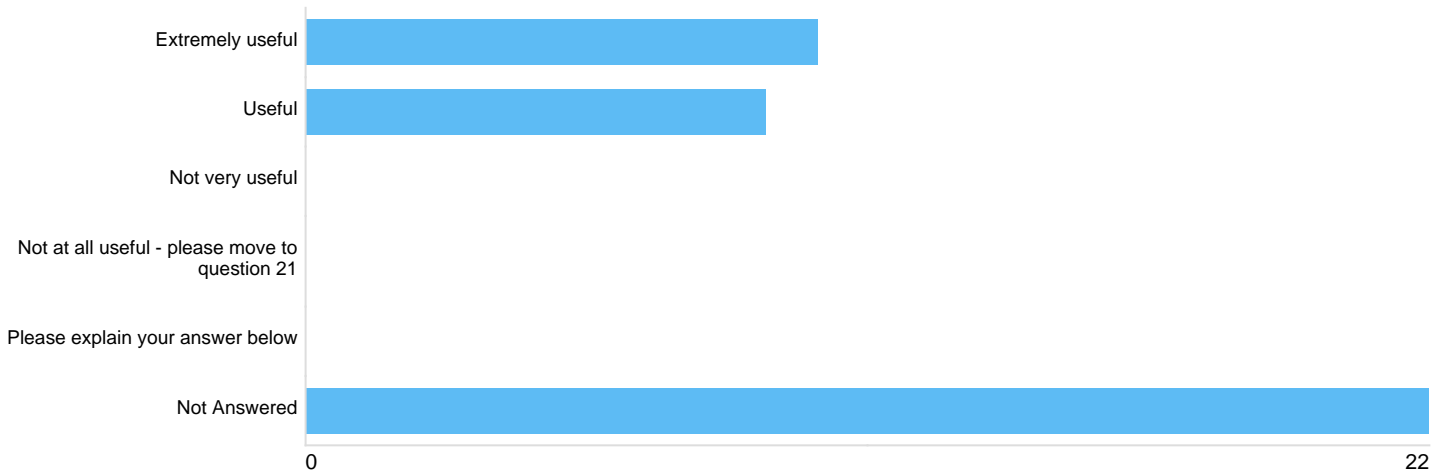
Question 18: Please provide anonymised examples of where potential harm was avoided through viewing the 'Reason for Medication':

Avoidance of harm examples (freetext)

There were **6** responses to this part of the question.

Question 19: Has viewing the 'Reason for Medication' supported your understanding of the patient and/or the planning of their ongoing care?

Usefulness reason for medication



Option	Total	Percent
Extremely useful	10	24.39%
Useful	9	21.95%
Not very useful	0	0%
Not at all useful - please move to question 21	0	0%
Please explain your answer below	0	0%
Not Answered	22	53.66%

Please explain your answer:

There were 5 responses to this part of the question.

Question 20: Please provide anonymised examples where the 'Reason for Medication' has supported your understanding of the patient and/or the planning of their ongoing care:

Examples:

There were 5 responses to this part of the question.

Question 21: Please describe if you have found viewing the 'Reason for Medication' useful for a particular medication or group of medications, or for any other purpose:

Specific medication where "Reason for medication" is particularly useful:

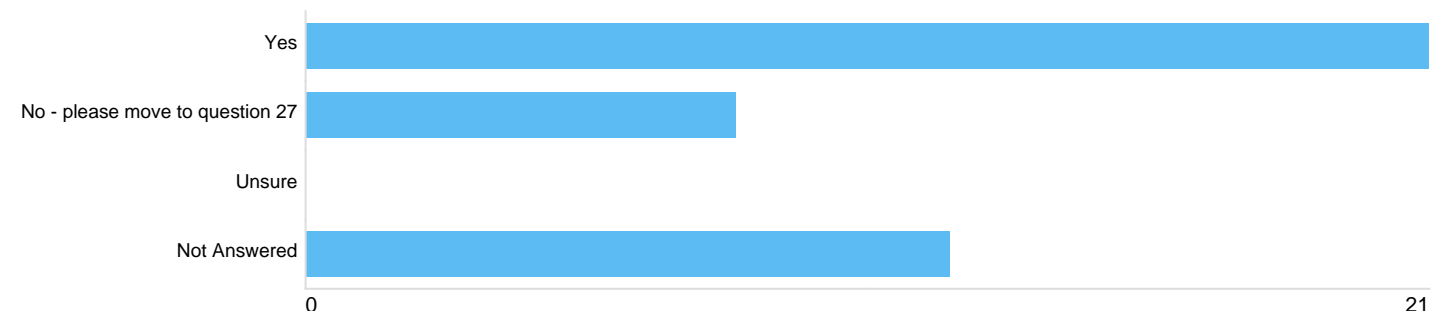
There were 6 responses to this part of the question.

reason for meds useful another purpose (freetext)

There were 3 responses to this part of the question.

Question 22: Have you viewed this Additional Information section? NB Contacts including Next of kin and Historical Information including the Nominated Pharmacy are included as part of the Patient Demographic Information, not SCR or SCR Additional Information.

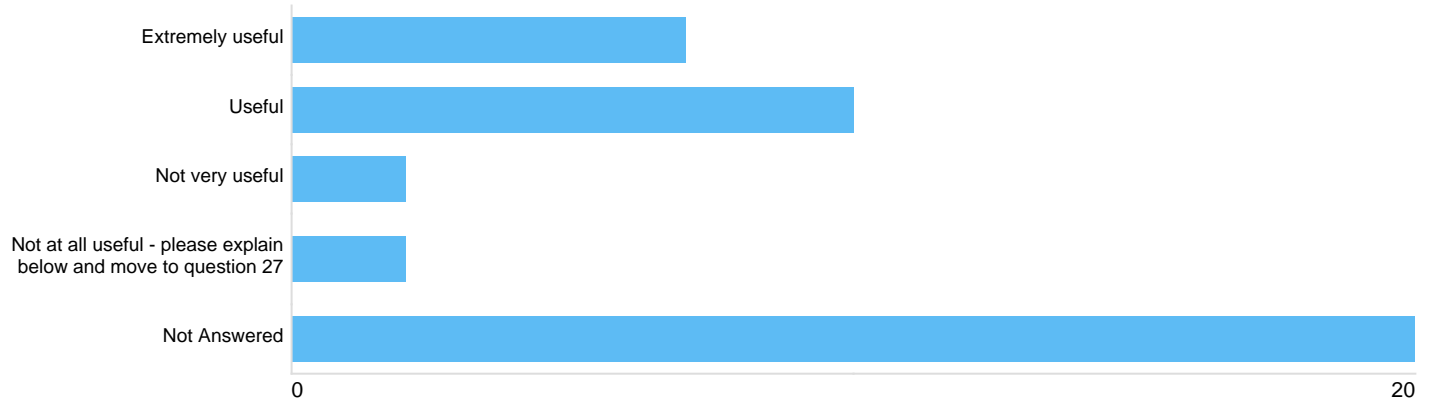
Viewed contacts



Option	Total	Percent
Yes	21	51.22%
No - please move to question 27	8	19.51%
Unsure	0	0%
Not Answered	12	29.27%

Question 23: Has viewing “Social and Personal Circumstances” been useful to you?

How is contact info useful



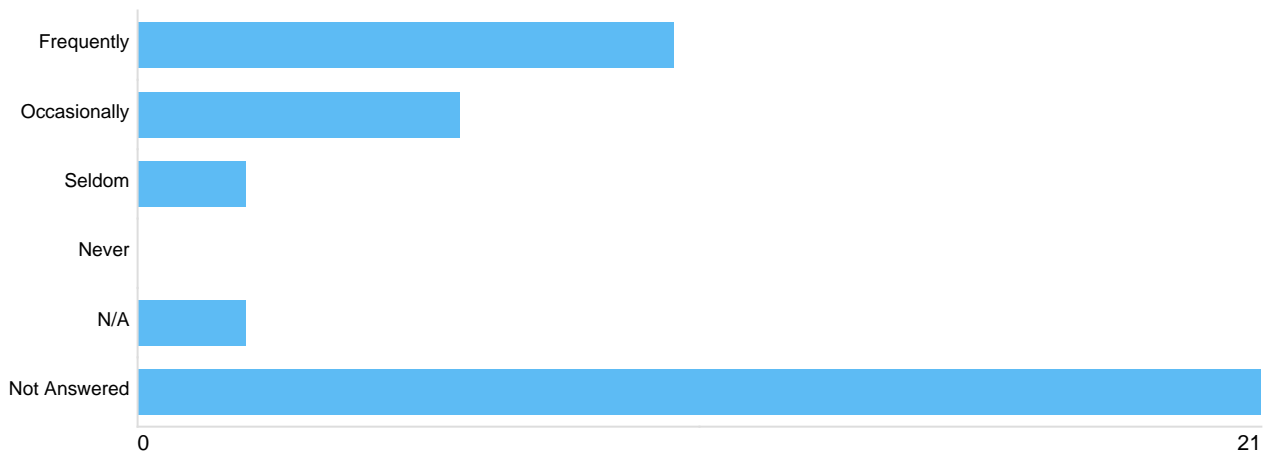
Option	Total	Percent
Extremely useful	7	17.07%
Useful	10	24.39%
Not very useful	2	4.88%
Not at all useful - please explain below and move to question 27	2	4.88%
Not Answered	20	48.78%

Please explain why you answered "Not at all useful":

There were 4 responses to this part of the question.

Question 24: How has viewing “Social and Personal Circumstances” been useful?

Contact info useful to Pharm - Reduced the need to call GP practices and / or other care professionals



Option	Total	Percent
Frequently	10	24.39%
Occasionally	6	14.63%
Seldom	2	4.88%
Never	0	0%
N/A	2	4.88%
Not Answered	21	51.22%

Contact info useful to Pharm - Reduced the amount of calls / time needed to find the right contact




Option	Total	Percent
Frequently	13	31.71%
Occasionally	5	12.20%
Seldom	0	0%
Never	0	0%
N/A	2	4.88%
Not Answered	22	53.66%

Contact info useful to Pharm - Helped to avoid referral to another healthcare professional



Option	Total	Percent
Frequently	6	14.63%
Occasionally	4	9.76%
Seldom	3	7.32%
Never	2	4.88%
N/A	4	9.76%
Not Answered	23	56.10%

Contact info useful to Pharm - Other (please describe in comments below)



Option	Total	Percent
Frequently	0	0%
Occasionally	1	2.44%
Seldom	0	0%
Never	1	2.44%
N/A	1	2.44%
Not Answered	38	92.68%

Contact info useful to Pharm (freetext)

There was 1 response to this part of the question.

Question 25: Have you saved time through viewing "Social and Personal Circumstances"?

Contacts saved time



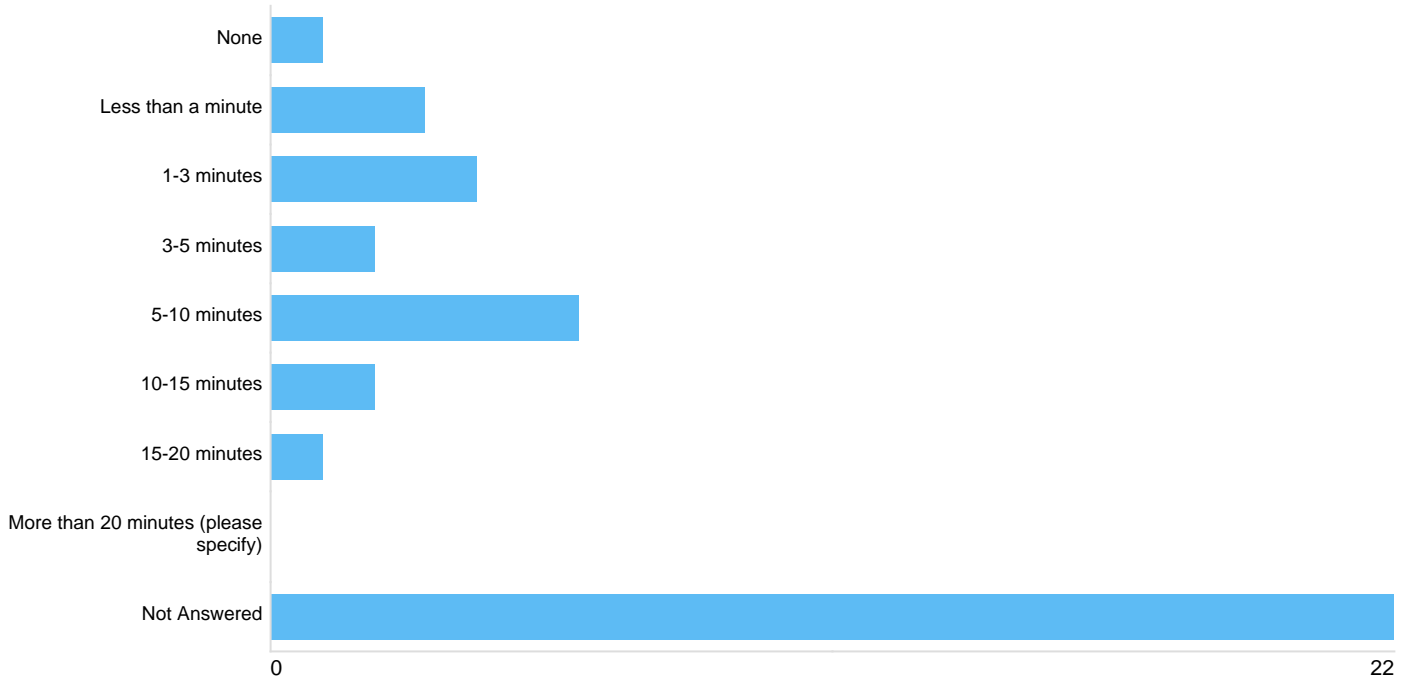
Option	Total	Percent
Yes	16	39.02%
No - please explain below and move to question 27	1	2.44%
Unsure	3	7.32%
Not Answered	21	51.22%

Please explain why you answered "No":

There was 1 response to this part of the question.

Question 26: Approximately how much time have you saved due to your use of “Social and Personal Circumstances”? Please select approximate time saved in minutes per patient contact viewed:

Time saved in minutes/patient contact viewed



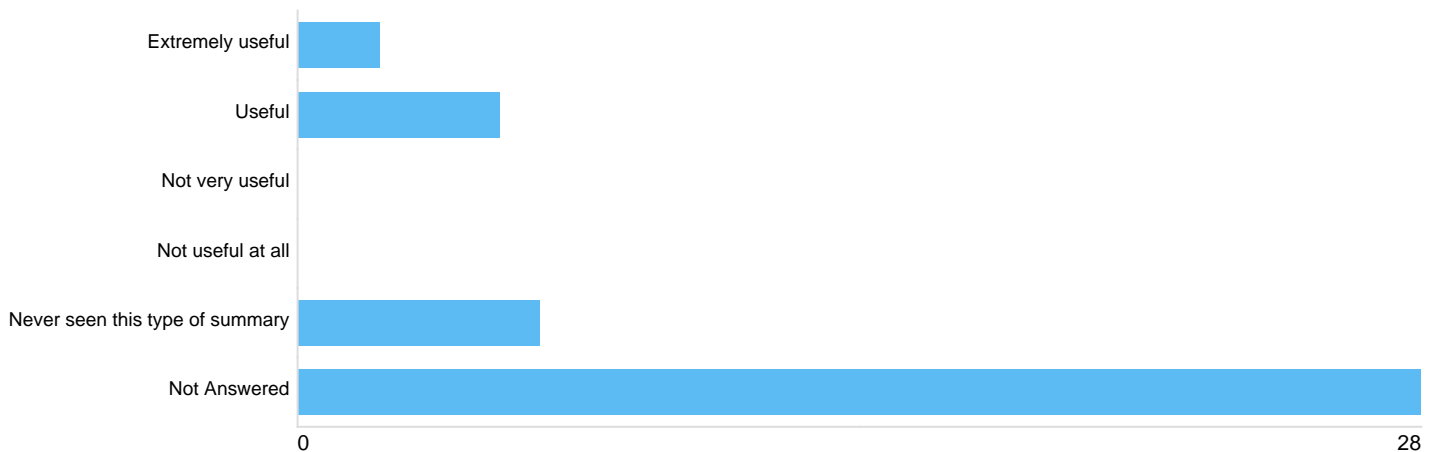
Option	Total	Percent
None	1	2.44%
Less than a minute	3	7.32%
1-3 minutes	4	9.76%
3-5 minutes	2	4.88%
5-10 minutes	6	14.63%
10-15 minutes	2	4.88%
15-20 minutes	1	2.44%
More than 20 minutes (please specify)	0	0%
Not Answered	22	53.66%

time saved per patient contact viewed

There were **0** responses to this part of the question.

Question 27: If you have viewed these summaries, have they been useful?

Viewed summary free text




Option	Total	Percent
Extremely useful	2	4.88%
Useful	5	12.20%
Not very useful	0	0%
Not useful at all	0	0%
Never seen this type of summary	6	14.63%
Not Answered	28	68.29%

Please explain your answer:

There were 2 responses to this part of the question.

Question 28: Does the presentation style and consistent format of the SCR and Additional Information make it easy for you to find information?

Format Yes/No



Option	Total	Percent
Yes -please explain below	28	68.29%
No -please explain below	5	12.20%
Not Answered	8	19.51%

If you answered "Yes", what do you like about the presentation style and format?

There were 15 responses to this part of the question.

If you answered "No", what don't you like?

There were 5 responses to this part of the question.

Question 29: Please provide any comments about the quality of the information provided in the SCR Additional Information:

Quality of SCRAI

There were 4 responses to this part of the question.

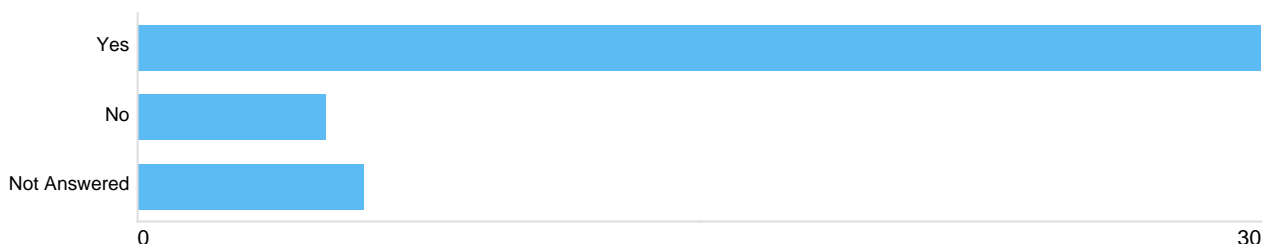
Question 30: Which healthcare record information systems do you have access to? (excluding SCR):

Systems available to responder

There were 18 responses to this part of the question.

Question 31: Do you prefer to view a summary of the GP record via the SCR rather than local health care record information systems?

Prefer SCR to LHR



Option	Total	Percent
Yes	30	73.17%
No	5	12.20%
Not Answered	6	14.63%

If you answered "Yes" please explain why:

There were **22** responses to this part of the question.

If you answered "No" please explain why:

There were **5** responses to this part of the question.

Question 32: If you have found that the use of SCR Additional Information supports; or believe that it could support; you in caring for your patients please provide any other comments below:

Comments

There were **13** responses to this part of the question.

Question 33: If you have found that there are disadvantages of viewing the Additional Information in Summary Care Records please add any comments below:

Disadvantages

There were **6** responses to this part of the question.

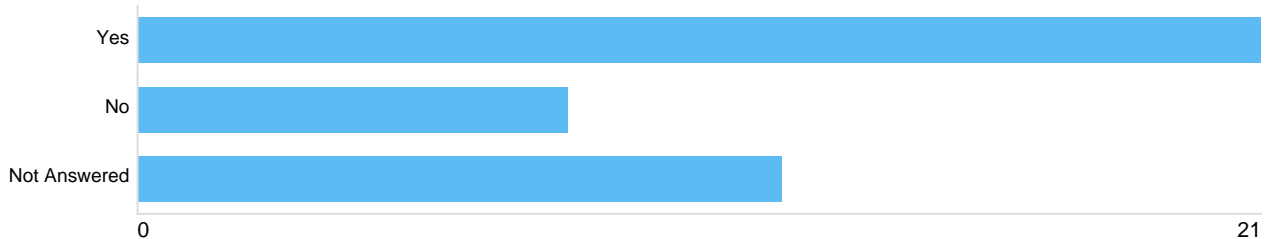
Question 34: Would you be willing to share your experiences so that they could be included as part of a case study?

Willing to provide case study info

There were **3** responses to this part of the question.

Question 35: Were you aware of SCR Additional Information prior to this survey?

Aware of AI pre survey



Option	Total	Percent
Yes	21	51.22%
No	8	19.51%
Not Answered	12	29.27%

How do you prefer to hear about changes to NHS Digital products?

There were **5** responses to this part of the question.